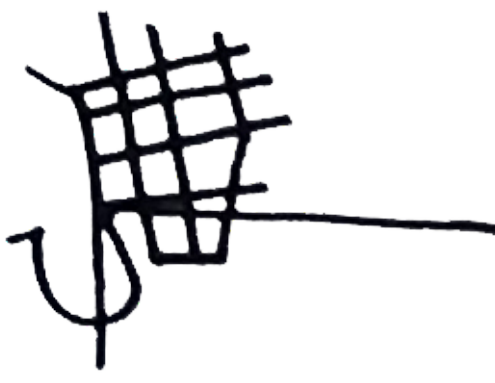
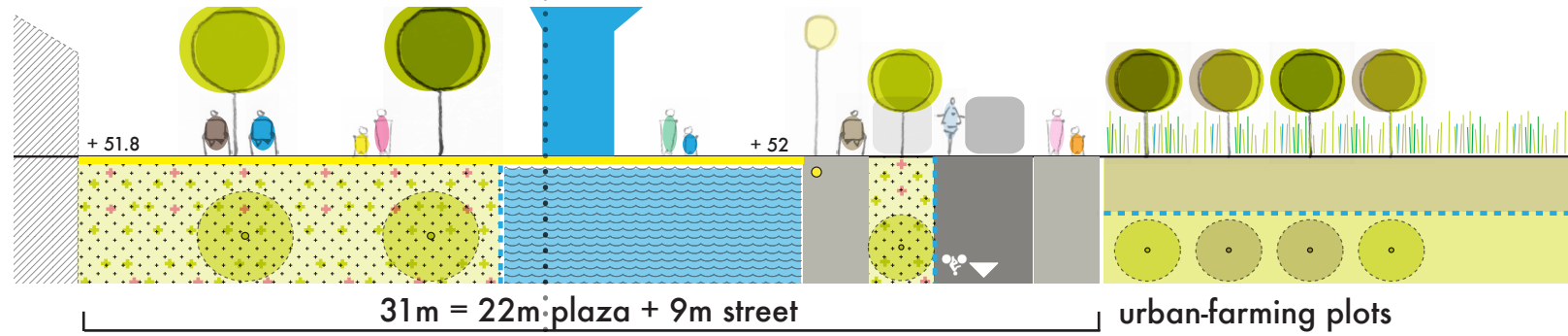
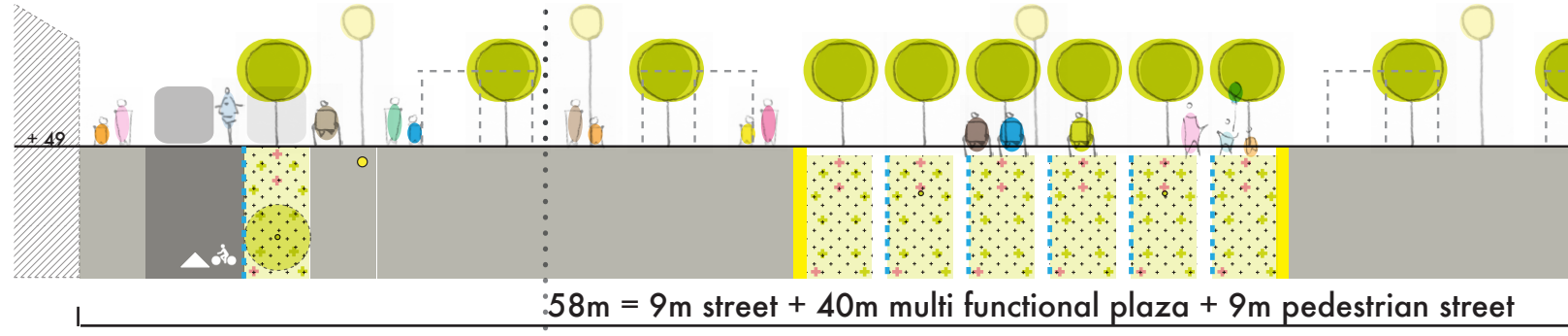
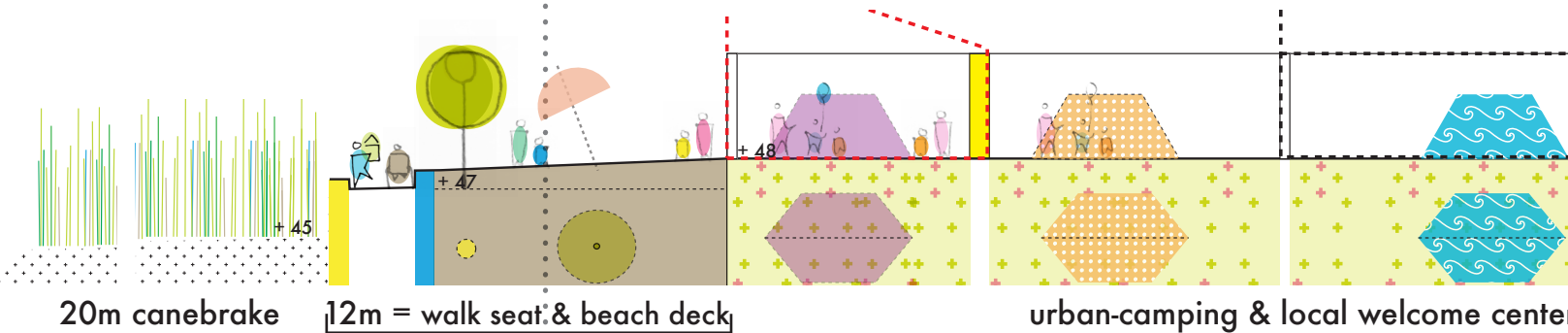


6/ 3 Plazas

THE COASTAL PLAZA

THE CENTRAL PLAZA

THE INLAND PLAZA



7/ Blocs & Equipments

PROGRAMME FUNCTIONS

8/ Plots

one
main
existing
plot
dimension
13.5x20m

PROGRAMME FUNCTIONS

9/ Architectural module

HYBRID "OLD-NEW" MODULE TO GENERATE e13 TYPOLOGIES



T0 = T1/2 = twin workshops
T1
T2
T3
T4
T5

e13 new housing
rent a DREAMSHAPER "refuge" to be @Azenha do Mar
PLOT = 13,5 x 20m
base number = multiples of 3
min. wall thick = .30m
min. room dimension = 3m
room proportion = silver rectangle
one MATRIX = six typologies T0, T1, T2, T3, T4, T5

DREAMCATCHER FILTER

eleven constructible BLOCS

EQUIPMENT

- welcome center (wc, laundry, grocery shop, and itinerant market on the square)
- 1a. welcome center antenna (meeting & info point, XS museum of local memories, "read - play & drink kiosk", itinerant material, wi-fi spot)
- multimodal common transports spot (bus station, taxis, mailboxes, time tables)
- garbage & compost spot "eco ponto"
- common table & oven "the kitchen"
- engines and wheels facilities
- common parking, (cars, caravans, boats, tractors, bikes), permeable surface, shadow from trees & energy production panels if needed
- common urban agriculture plots
- rainwater silo
- existing association
- existing restaurant
- existing treatment station
- existing port structures
- old "azenha"

PLOTS

- urban camping
- twin workshops / TO studios "UE artists & scientists LABS"
- existing workshops
- potential e13 new housing typologies, to rent "refuges" (T1, T2, T3, T4, T5)
- existing housing typologies, from 80's and 2005 (T1, T2, T3, T4, T5)

OTHER

- re-used and re-integrated walls "memories"
- new & re-newed costal "bench-walls"
- wood mobility structures of the national park PNSACV

